



# Funds Transfer User Guide

Monex Securities Australia Pty Ltd

**AFSL No:** 363972 | **ABN:** 84 142 210 179

**Registered Office:** Level 11, 300 George Street Sydney NSW 2000

## Contact Information

Monex Securities Australia Pty Ltd

Level 11, 300 George Street

Sydney NSW 2000

Email: [services@monexsecurities.com.au](mailto:services@monexsecurities.com.au)

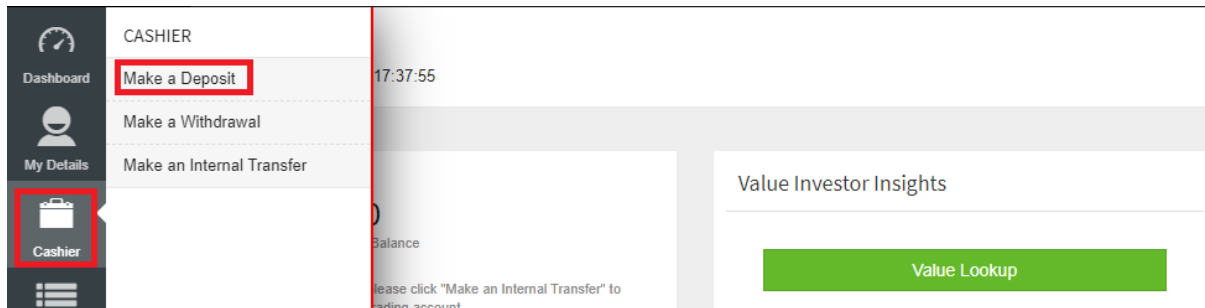
Phone: +61 2 9103 9600

## Choose a Deposit Channel

There are 4 payment channels available – **Bank Wire Transfer, BPay, POLi and PayID.**

Please go to our website [www.monexsecurities.com.au](http://www.monexsecurities.com.au) and login to your Monex account.

On the left menu, click **Cashier > Make a Deposit.**

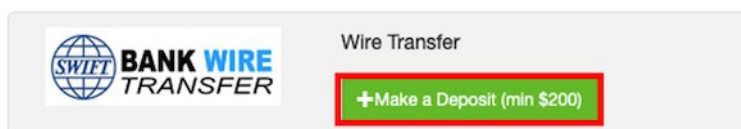


Then you will be able to choose from them.



### 1. Deposit via Bank Wire Transfer

Click on **Make a Deposit (min \$200)** under the Bank Wire Transfer section



**Make sure you read the notes on the deposit page.**

You will need to open your online banking or go to your bank to make the transfer. **Monex does not link to your bank.** Remember to keep your receipt and upload to your Monex account.

Our bank account details are shown as below.

BANK NAME	Commonwealth Bank of Australia (CBA)
ACCOUNT NAME	Monex AU
BSB	062009
ACCOUNT NO.	10931505

**STEP 1**  
TRANSFER FUNDS

**STEP 2**  
ENTER DEPOSIT INFORMATION

- Please use your registered bank account to make transfers to Monex Trust Account
- The payer's information MUST match your registered bank details
- Save the transaction receipt when the transfer is completed.
- It normally takes 1-2 business days to clear your deposit, depends on the bank.

BANK NAME	Commonwealth Bank of Australia (CBA)
ACCOUNT NAME	Monex AU
BSB	062009
ACCOUNT NO.	10931505

- For international transfers to CBA, the SWIFT code is CTBAAU2S
- Please note that we do not accept cash/cheque deposit or any third party payments.

**Have you already transferred your funds?** If you have, click "Continue"

Back

Continue

**STEP 1**  
TRANSFER FUNDS

**STEP 2**  
ENTER DEPOSIT INFORMATION

- Please enter the amount, date with a receipt attached in fields below
- The payment receipt needs to show your BSB, Account Number and Transaction Details. If you forgot to take a receipt, please upload a screenshot of your online banking to show the same details.

Amount \* AUD \$

Date \*  

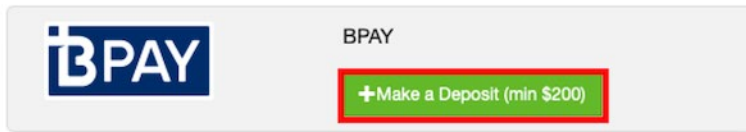
Payment Receipt \*  No file chosen

**+ CONFIRM DEPOSIT REQUEST**

- Please note that your registered bank account is not linked to our trading account. Entering transaction details without physical transfer will not cause any direct debit from your bank account.
- If you transferred funds from wrong bank account, please contact our client services: [services@monexsecurities.com.au](mailto:services@monexsecurities.com.au)

## 2. Deposit via BPay

Click on **Make a Deposit (min \$200)** under the BPay section.



The biller code and reference number can be found on the STEP 1 page.

**STEP 1**  
BPAY FUNDS TRANSFER

**STEP 2**  
ENTER BPAY RECEIPT INFORMATION

- Please use your registered bank account to make a BPAY payment to the Monex Trust Account
- The BPAY payer's information MUST match your registered bank details
- Save the BPAY receipt when the transfer is completed.
- It normally takes 1-3 business days to clear your deposit, depends on the bank.

**BPAY**

Biller Code	676056
Ref	[REDACTED]

Have you already transferred your funds? If you have, click "Continue"

\*Please note your reference number will not be available until your account is approved.

**Make sure you read the notes on the deposit page.**

You will need to open your online banking or go to your bank to make the transfer. **Monex does not link to your bank.** Remember to keep your receipt and upload to your Monex account.

**STEP 1**  
BPAY FUNDS TRANSFER

**STEP 2**  
ENTER BPAY RECEIPT INFORMATION

- Please enter the amount, date with a BPAY receipt attached in fields below
- The payment receipt needs to show your BSB, Account Number and Transaction Details. If you forgot to take a receipt, please upload a screenshot of your online banking to shows the same details.

Amount \*    AUD \$   

Date \*   

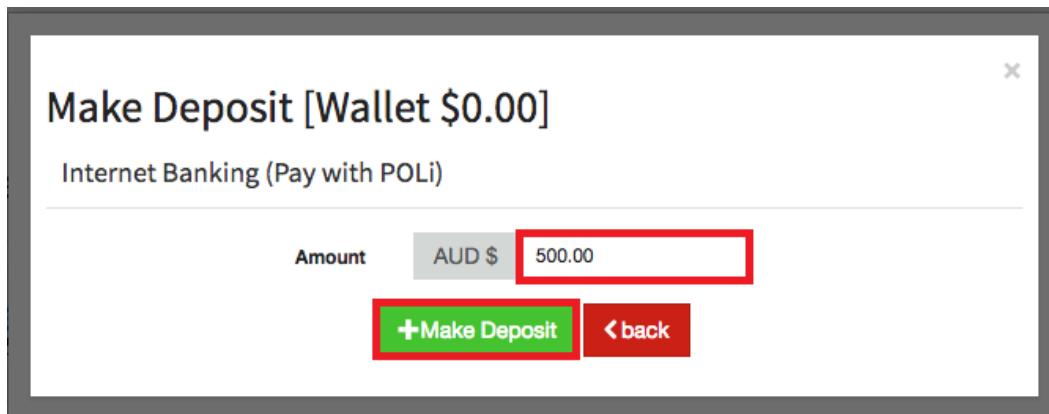
Payment Receipt \*     no file selected

### 3. Deposit via POLi

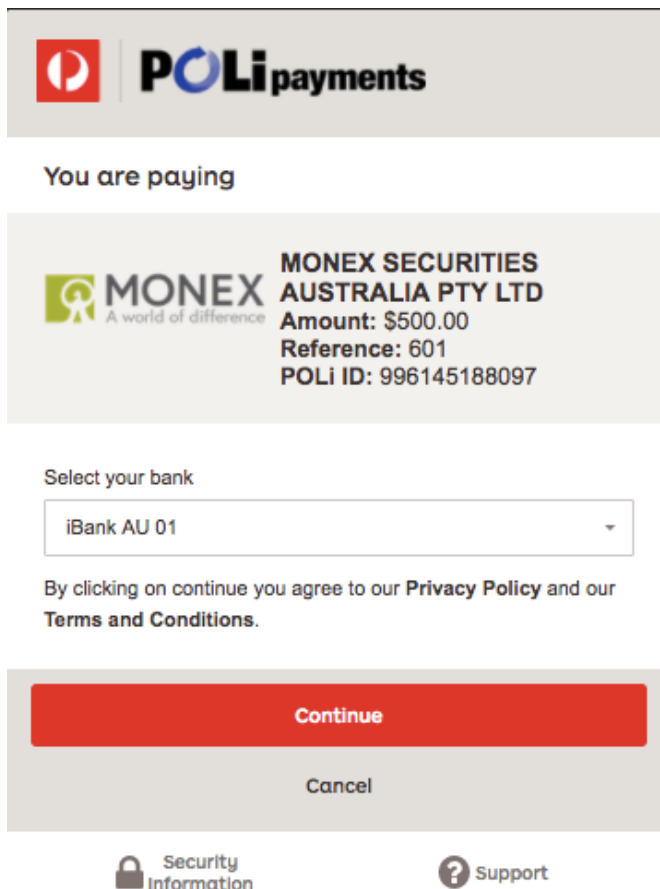
Click on **Make a Deposit (min \$200)** under the POLi section.




Enter your deposit amount and click **Make Deposit**.




Select your bank and click **Continue** to login.



Select the account you wish to transfer money from, then **confirm** your payment.



You are paying

**MONEX SECURITIES AUSTRALIA PTY LTD**  
Amount: \$500.00  
Reference: 601  
POLi ID: 996145188097

Selected bank

iBank



Please select the account you wish to transfer money from and click 'Continue'.

Account

Savings (123456) 98742364 (\$5,000,000.00 available) ▾

**Continue**

Cancel

 Security Information       Support

\* Please be sure that you have given us your bank account details. You can add the details via My Details > Account Settings > Bank Account

\* The bank account must be held in the same name as your trading account.

## Check your payment status

Your payment status will be shown on the bottom half of your screen. Your funds will be ready in your Monex wallet account once the status changes to “Success”. You will need to use the **internal transfer** function before you start trading.

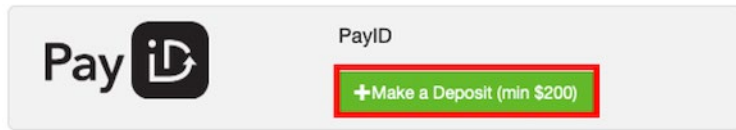
### Deposit Transactions

10 records per page      Search:

Transaction Number	Date *	Transaction Type	Service Channel	Amount *	Status
759	2019-01-15 04:57:41	Wallet	POLi-Pay	\$1,000.00	Processing

## 4. Deposit via PayID

Click on **Make a Deposit (min \$200)** under the PayID section.



Our Business Number (142210179), your trading account number and your trading account name can be found on the STEP 1 page.

**STEP 1**  
PayID FUNDS TRANSFER

**STEP 2**  
ENTER PayID RECEIPT INFORMATION

- Please use your registered bank account to make a PayID payment to the Monex Trust Account. We DO NOT accept third party payments.
- On your financial institution's app or portal, simply enter our Business Number, the amount you want to send, your trading account number as a reference and your trading account name as the description.
- Save the PayID receipt when the transfer is completed.
- It normally takes 1-3 business days to clear your deposit, depends on the bank.

**PayID**

Business Number	142210179
Reference	[REDACTED]
Description	[REDACTED]

Have you already transferred your funds? If you have, click "Continue"

Back **Continue**

\*Please note your trading account number will not be available until your account is approved.

**Make sure you read the notes on the deposit page.**

You will need to open your online banking or go to your bank to make the transfer. **Monex does not link to your bank.** Remember to keep your receipt and upload to your Monex account.

**STEP 1**  
PayID FUNDS TRANSFER

**STEP 2**  
ENTER PayID RECEIPT INFORMATION

- Please enter the amount, date and click "Choose File" to upload a PayID receipt
- The payment receipt needs to show your BSB, Account Number and Transaction Details. If you forgot to take a receipt, please upload a screenshot of your online banking to show the same details.

Amount \* AUD \$

Date \* dd/mm/yyyy

Payment Receipt \*  no file selected

**+ CONFIRM DEPOSIT REQUEST**

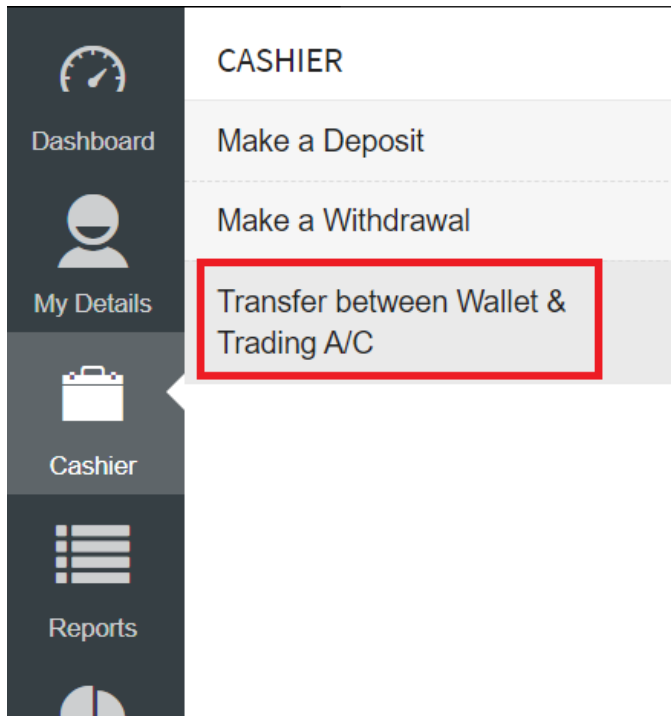


## Internal Transfer between Wallet & Trading A/C

Please note you will need to have successfully deposited funds into your wallet account in order to make an internal transfer between Wallet and Trading A/C.

Open your internet browser, please visit [www.monexsecurities.com.au](http://www.monexsecurities.com.au) and login to your account.

On the left menu, click **Cashier > Transfer between Wallet & Trading A/C**



Select transfer from Wallet to Account or from Account to Wallet, enter the amount you want to transfer, then click **Update > Transfer**.

Hello Kevin Sample  
Registration date: 2017-08-28 09:26:49

Available funds in wallet AUD 1,250.00

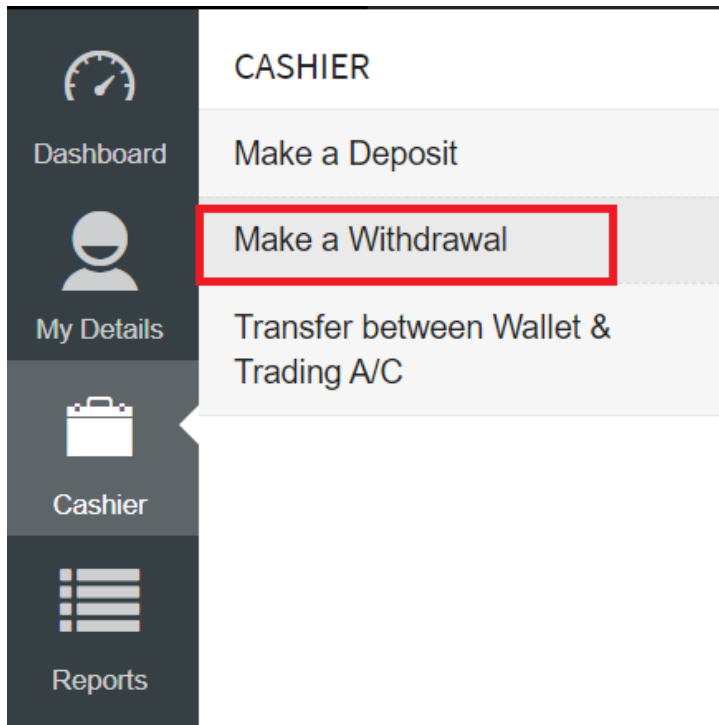
Transfer	<input type="text" value="Wallet"/>	To	<input type="text" value="CA10296352"/>	Amount	<input type="text" value="1000"/>	<input type="button" value="Update"/>
----------	-------------------------------------	----	---	--------	-----------------------------------	---------------------------------------

## Withdrawal Funds

Please note you will need to register your bank account information in advance in order to make a withdrawal request.

Open your internet browser, visit [www.monexsecurities.com.au](http://www.monexsecurities.com.au) and login to your account

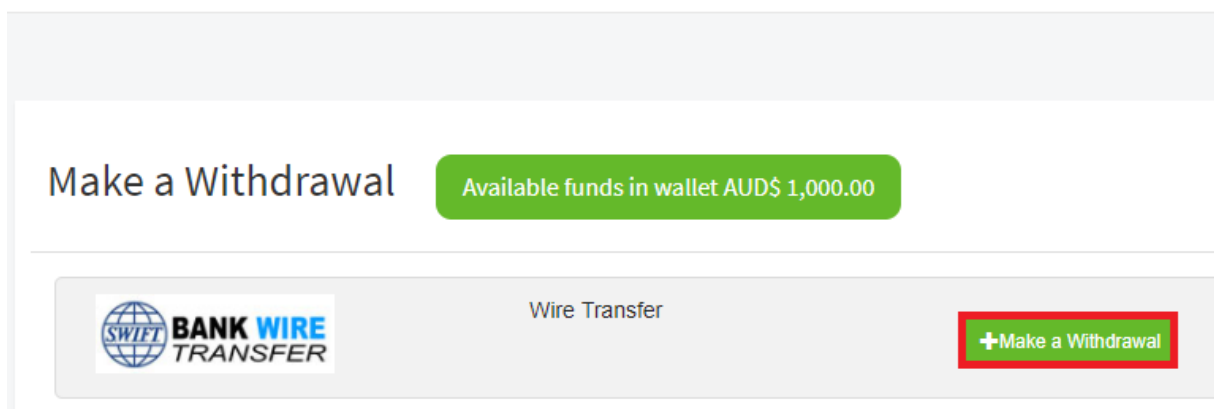
On the left menu, click **Cashier > Make a Withdrawal**



Click **Make a Withdrawal** and enter your withdrawal details. Please note the withdrawal bank account name should be the same as your Monex account. We do **NOT** accept any **Third-party** bank account withdrawal requests. We may require an online banking screenshot to confirm your bank details.

Hello Kevin Sample

Registration date: 2017-08-28 07:26:49



## Make a Withdrawal

Bank Transfer Information AUD 1,000.00

Bank Address(Country)	Australia
Account Name	Kevin Sample
Bank Identifier(BSB)	123456
Account Number	123456789
Name of Bank or Financial Institution	Sample Bank
Branch location	123456789
Amount	AUD \$ 1000

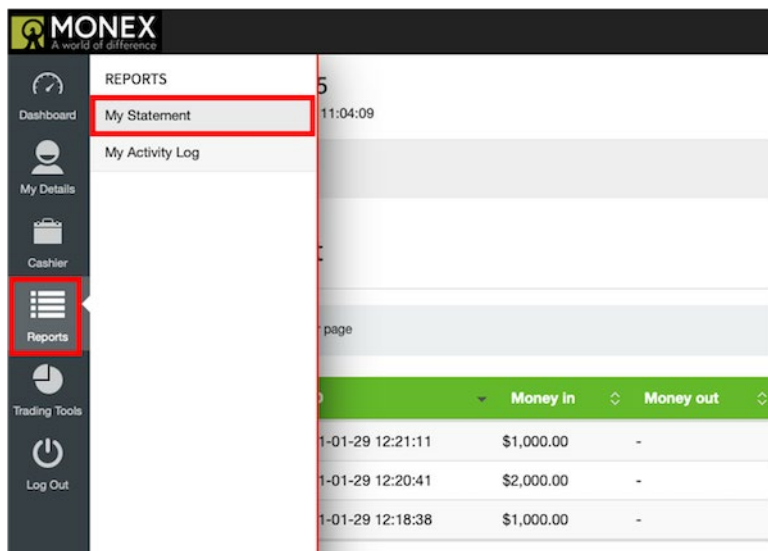
[+Make a Withdrawal](#) [←back](#)

## Check Funding History

You can check your funding transactions history including:

- Deposit via Wire Transfer
- Deposit via BPAY
- Deposit via POLi PAY
- Deposit via PayID
- Withdrawal
- Internal transfer

On the left menu, click **Reports > My Statement**.



(Version 3.1)